

Navigating myMount

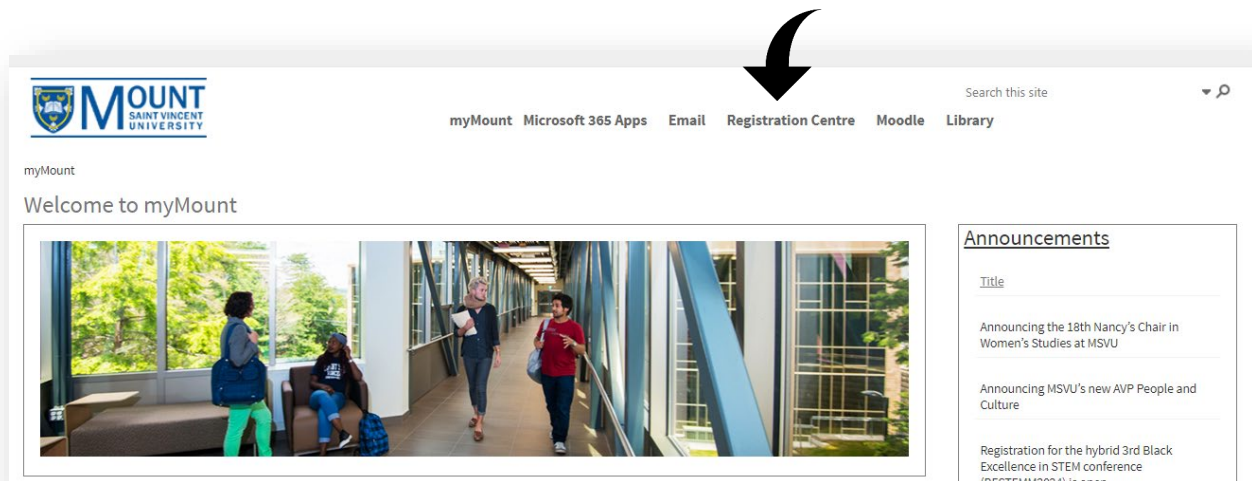
myMount's New Look

We've updated myMount and integrated it with myMount Self Service and Microsoft 365. myMount is your one-stop shop for:

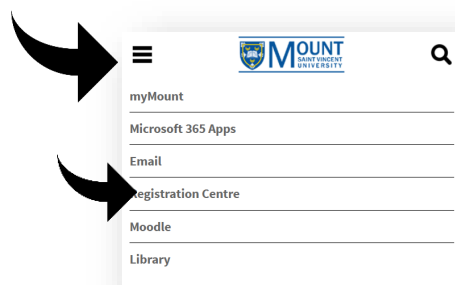
- **Financial Information** – View your student activity statement (your tuitions fees) and tax forms.
- **Registration** - Register for classes and modify your schedule.
- **Access** to Email, Microsoft Apps, Moodle, library services, announcements, final grades, unofficial transcripts, program requirements, important forms and much more.

Where do I find the Registration Centre?

The Registration Centre is found along the top Navigation menu on a desktop/laptop



or on the main menu on a mobile device.



Student Links

The most commonly used services related to your classes, registration, financial information and other services are located on this main page.

The screenshot displays the myMount website interface. At the top, the Mount Saint Vincent University logo is on the left, and navigation links (myMount, Microsoft 365 Apps, Email, Registration Centre, Moodle, Library) and a search bar are on the right. The main heading reads "Welcome to myMount". Below this is a large banner image of students in a modern building hallway. To the right, an "Announcements" section lists several updates, including the 18th Nancy's Chair, new AVP People and Culture, a STEM conference registration, and National Indigenous Peoples Day. A "Notice: the Mount App" states its retirement in June 2024 in favor of myMount Self-Service. The main content area is divided into three columns: "Classes and Registration" (with links for Add/Drop/Register Classes, Program Requirements, Grades, My Schedule, Moodle Classes, Unofficial Transcript, and Exams), "Financial" (with links for Account Activity/Statement and Tax Information), and "New at MSVU - Get Involved" (with links for society, Mystics Teams, events, and getting involved). An inset window, indicated by a black arrow, provides a detailed view of the "Classes and Registration" section, showing the same list of links and the "Financial" and "Quick Links" sections below it.

myMount

Welcome to myMount

Announcements

Title

Announcing the 18th Nancy's Chair in Women's Studies at MSVU

Announcing MSVU's new AVP People and Culture

Registration for the hybrid 3rd Black Excellence in STEM conference (BESTEMM2024) is open

Update: Marking National Indigenous Peoples Day

An Important Change for Students: the MSVU App to be replaced by myMount Self-Service in June 2024

Notice: the Mount App

In June 2024 the Mount App was retired and replaced with [myMount Self-Service](#) where you can register for classes, view final grades and financial records, and much more. [Video: learn to register for classes and manage your schedule in self-service.](#)

Classes and Registration

- [Add/Drop/Register Classes](#)
- [Program Requirements](#)
- [Grades](#)
- [My Schedule](#)
- [Moodle Classes](#)
- [Unofficial Transcript](#)
- [Exams](#)

Financial

[Account Activity/Statement](#)

[Tax Information](#)

New at MSVU - Get Involved

The student experience is about more than just academics.

So get involved with a [society](#), cheer on our [Mystics Teams](#) and stay connected with [events](#).

[Learn more about getting involved and being new at MSVU.](#)

Academic Support

Classes and Registration

- [Add/Drop/Register Classes](#)
- [Program Requirements](#)
- [Grades](#)
- [My Schedule](#)
- [Moodle Classes](#)
- [Unofficial Transcript](#)
- [Exams](#)

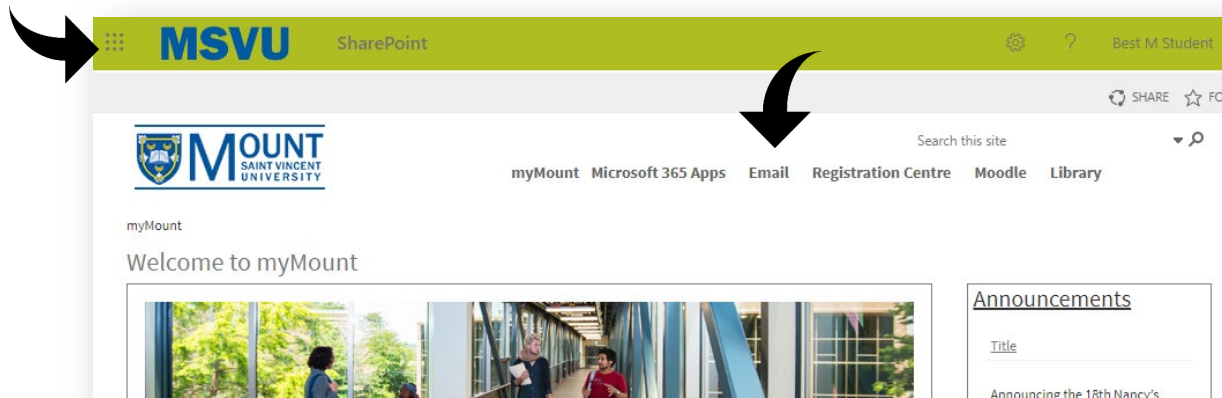
Financial

- [Account Activity/Statement](#)
- [Tax Information](#)

Quick Links


Where do I find my Email & Microsoft 365 apps?

Access your Email using the link on the main menu or using the app launcher.



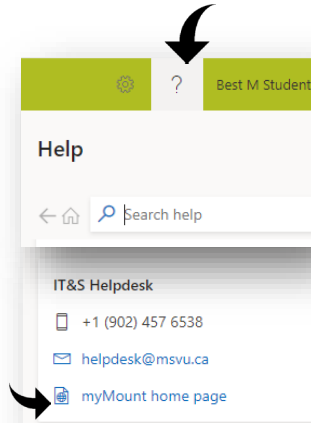
All other Microsoft 365 apps can be accessed using the launcher at the top of the page. When you click on the launcher, you will see the Microsoft 365 apps assigned to you.

*Please note the Email app is called Outlook.



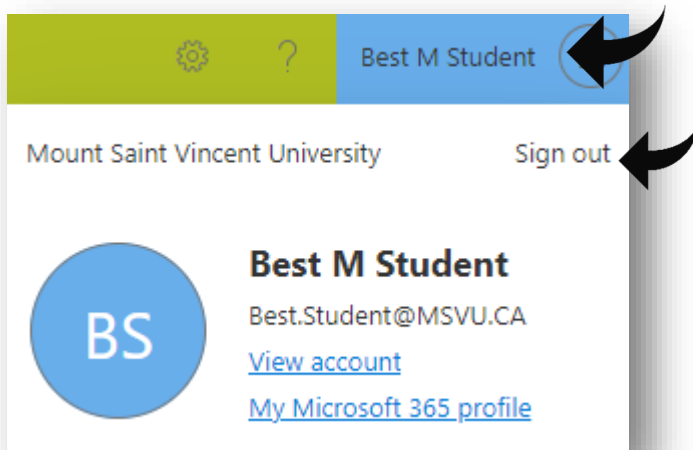
How do I return to myMount from my Microsoft 365 apps?

A link to return to myMount can be found on the help menu.



How do I log out?

To protect your personal information, it is very important to log out, especially when using a shared computer. Use the account manager option to sign out.



Microsoft Support Materials

You will find training guides and videos on all of the Microsoft 365 features at: support.office.com